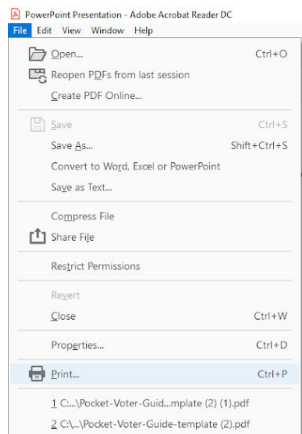


How to Print the Pocket Voter Guide in Adobe Acrobat PDF Reader

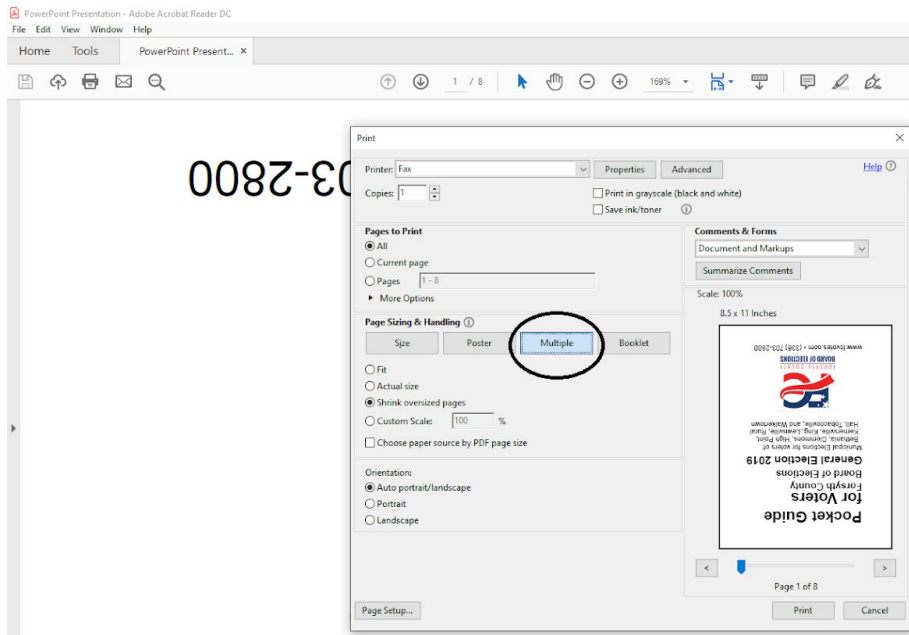
1. Open the Pocket Voter guide in Adobe Acrobat PDF Reader



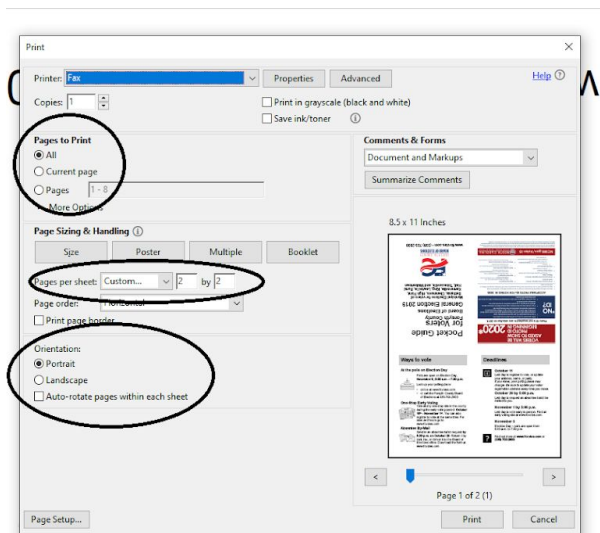
2. Click file, go down the menu and press print



3. This will open a print screen. Click the “multiple” button.




4. The preview will change. Make sure that you are printing all pages, pages per sheet is 2 by 2, and the orientation is in portrait.



5. Make sure you choose your preferred printer and click print. Print ONE copy first to make sure that it is formatted correctly.

How to Print the Pocket Voter Guide in Google Chrome PDF Viewer

1. Open the PDF in Google Chrome PDF Viewer. Usually, if you click a PDF link in Google Chrome it will automatically take you to this Application.



2. Press the Printer Button in the top right corner of the screen

